

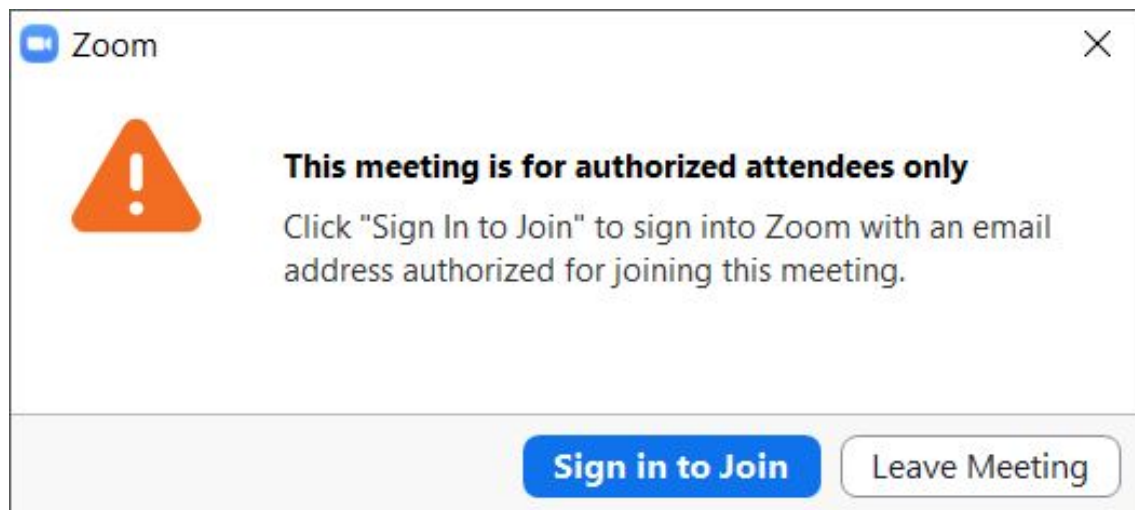
Logging into Zoom with TRACKS

A Guide for Students

Summary

- Florida Tech provides Basic Zoom access for all students via their TRACKS accounts.
- Students log in using a modified account name: **leave off the 'my.' in their email address.**
- Faculty can require students to join meetings using their TRACKS credentials
- Students can log in on the web via <https://fit.zoom.us>. (Option 1)
- Students can log into the Zoom app via SSO and the 'fit' company domain. (Option 2)

CAN'T GET INTO ZOOM CLASS?

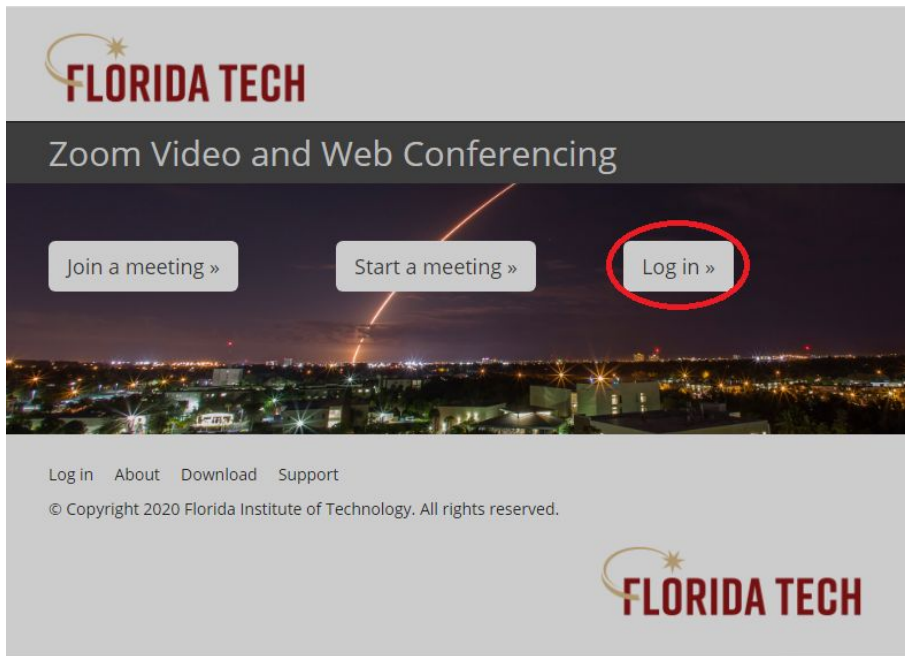


SIGN IN TO JOIN

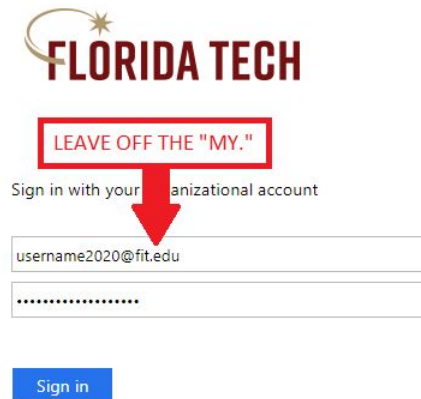
AND PROCEED TO OPTION 2, STEP 2

Option 1: Log in through the Web

1. Open <https://fit.zoom.us> .
2. Click "Log in".



3. Enter your TRACKS account name, followed by @fit.edu. (LEAVE OFF THE "MY.")
4. Enter your TRACKS password.
5. Click "Sign in".

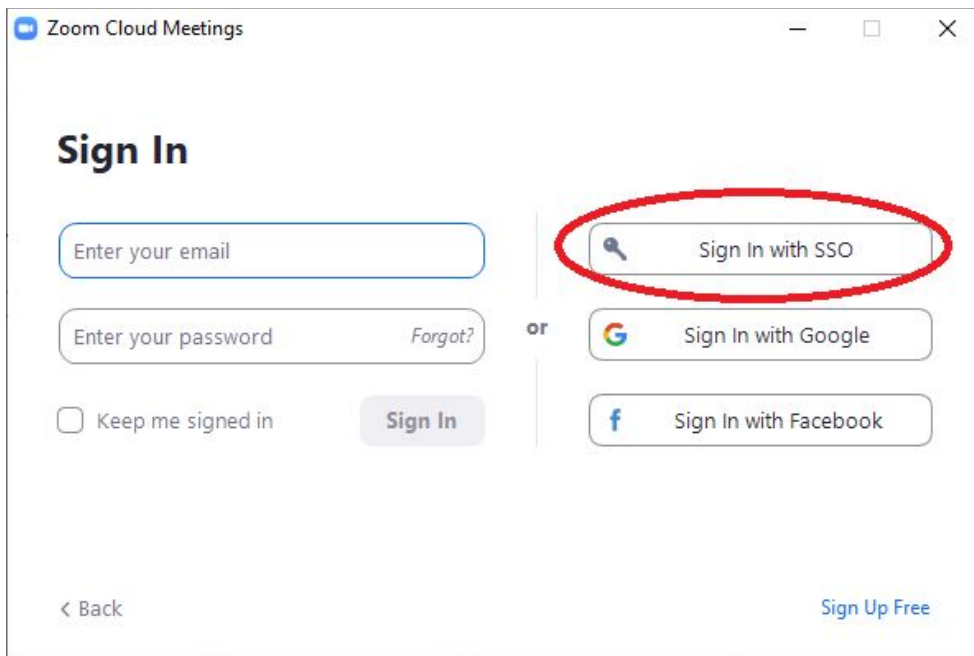
A screenshot of the Florida Tech sign-in page. The page features the Florida Tech logo at the top. Below the logo, there is a red box containing the text "LEAVE OFF THE 'MY.'" with a red arrow pointing down to the username field. The sign-in form includes the text "Sign in with your organizational account", a username field containing "username2020@fit.edu", a password field with masked characters, and a blue "Sign in" button.

Option 2: Log in through the Zoom App

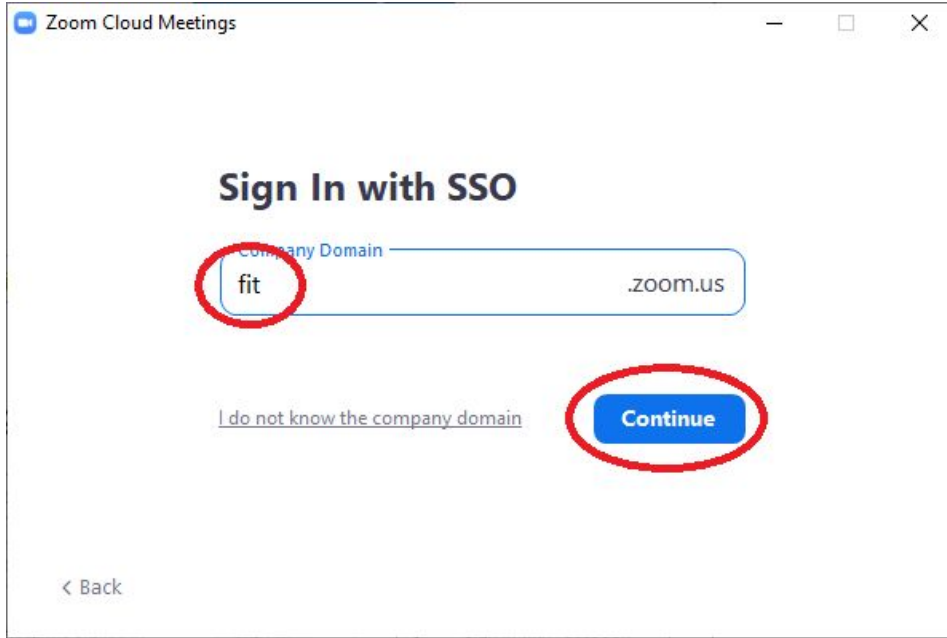
1. Open the Zoom App



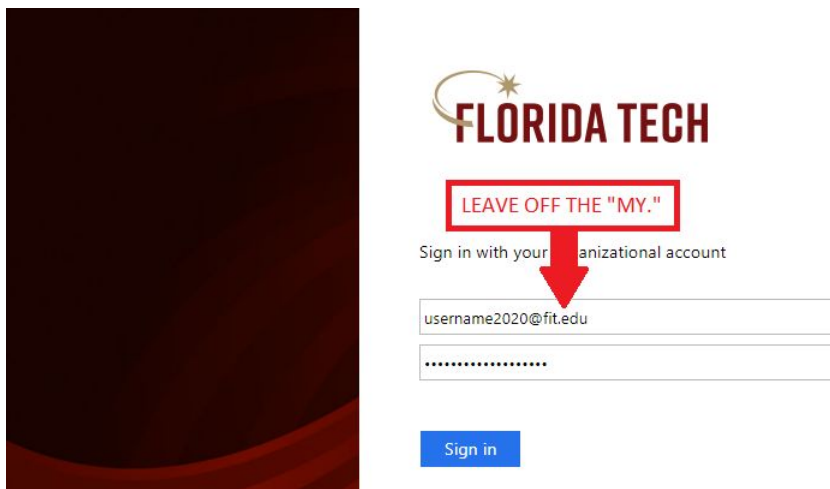
2. Click Sign In with SSO



3. If prompted to "Search company domain", click "I know the company domain."
4. Enter the company domain, 'fit' and click Continue.



5. Enter your TRACKS account name, followed by @fit.edu. (LEAVE OFF THE "MY.")
6. Enter your TRACKS password.
7. Click "Sign in".



8. Click "Open Zoom Meetings" to return to the Zoom App.

